

# 2M+ VERIFIED HCPS

## Across 150 Key Therapeutic Areas



## Gastroenterology

In the last two years, SHG has completed more than **344 Gastroenterology projects**, delivering **26,178 completes** for our clients. From these studies, we pulled together some interesting statistics which we have summarized below.

At SHG, our singular focus is on healthcare data collection aiming to share our expertise with our clients every step of the research process - from initial proposal to final data deliverable. Throughout the process, we employ a specialized suite of proprietary technologies that are always evolving to address the dynamic needs of our clients.

Choose SHG and leverage unparalleled panel access, powerful customized tools, and unmatched industry know-how.

**344**  
PROJECTS

**26,178**  
COMPLETES

GASTROENTEROLOGIST

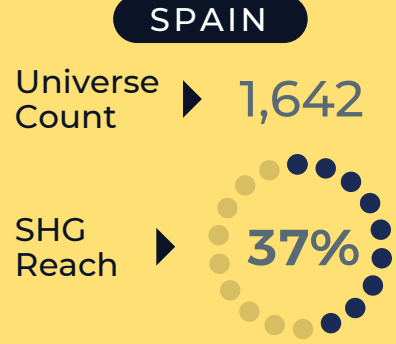
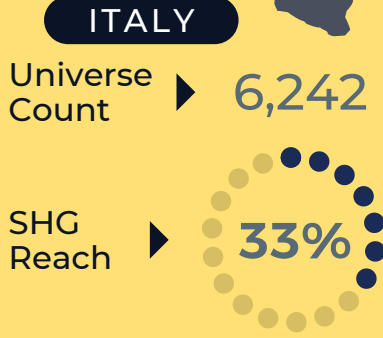

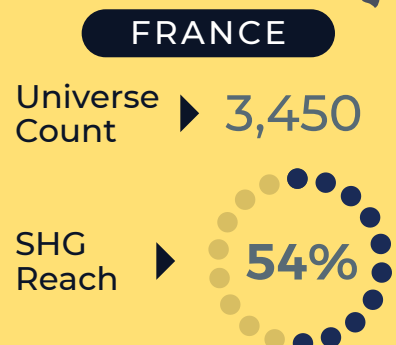
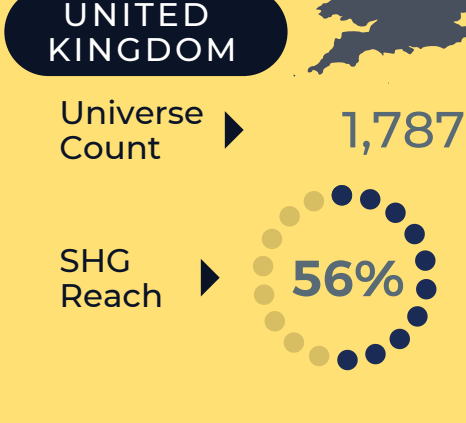
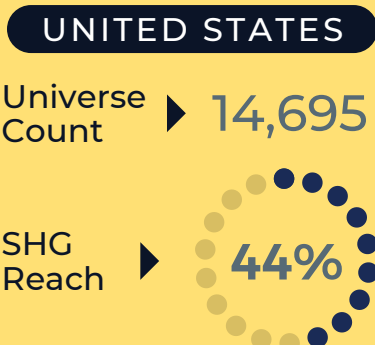
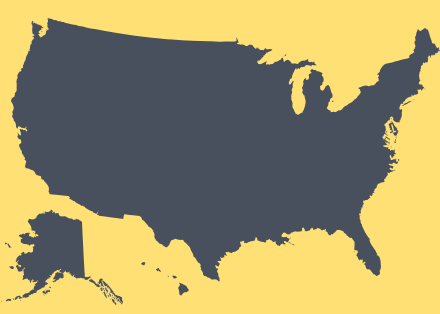
INTERNAL MEDICINE

## What we can achieve: Global Access

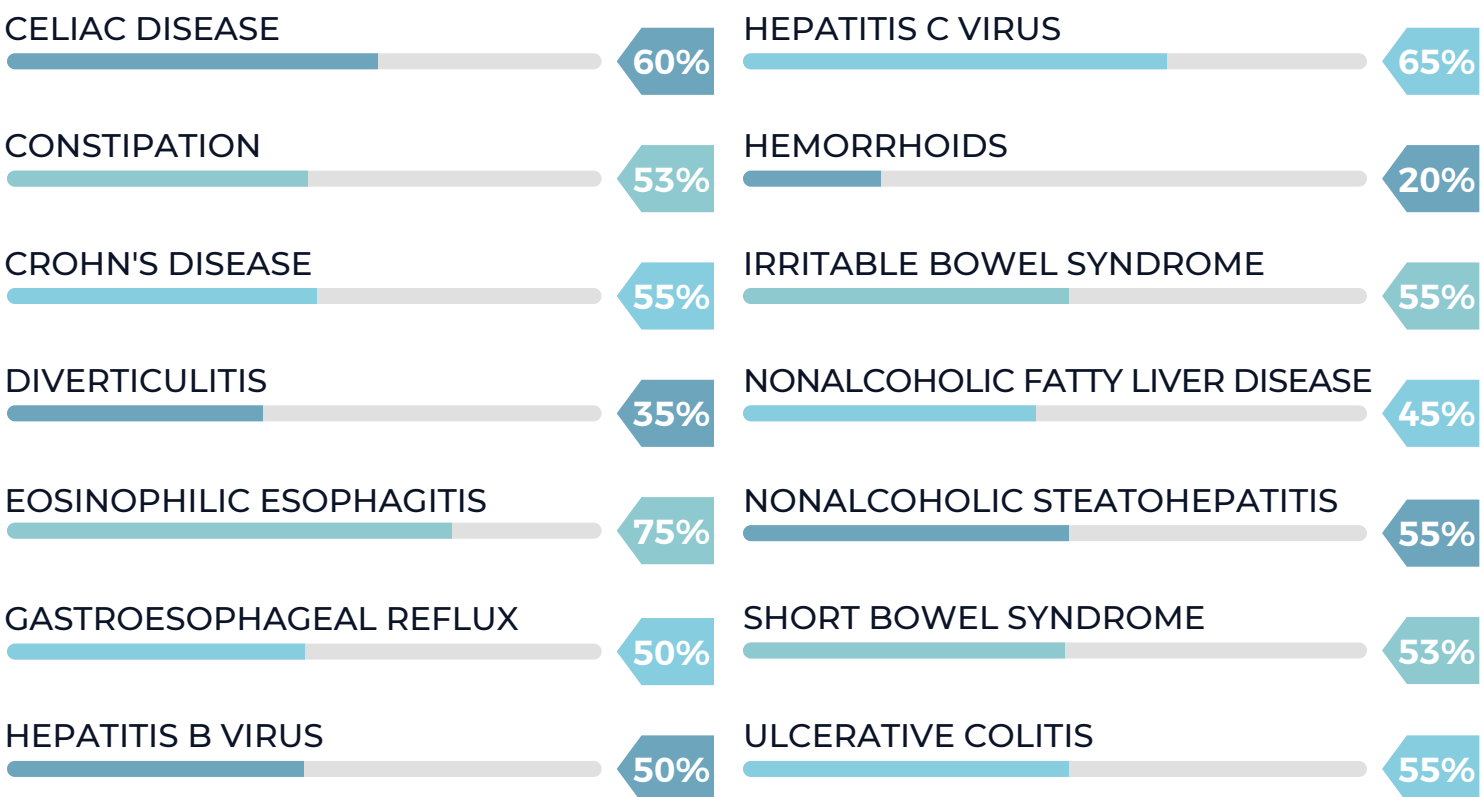
Our panel of Physicians and Allied Healthcare Professionals is known for quality, with respondents spanning the Americas, Canada, Europe and Asia. SHG's unmatched reach, backed by our rigorous quality controls, provides access to representative samples you can trust.



HEPATOLOGIST



## Average incidence rate by specific disease



## Did You Know?

### 2 pints

The average person produces 2 pints of saliva everyday. That is equivalent to 2 cans of soda.



### 4 lbs

The stomach has the ability to stretch and hold up to 4 pounds of food at one time.



### 2-5 seconds

It takes anywhere from 2 to 5 seconds for food to make its way down your esophagus into your stomach.



SHG is an Apollo Intelligence company